

Zero Project

Measuring the implementation of the UN CRPD

Amelie Saupe

Essl Foundation

Austria

Forum on Accessibility Data and SDG



February 23, 2018
14.20h - 15.50h



Zero Project Social Indicators – overview

- Measures the implementation of the UN CRPD globally.
- Questionnaires completed by experts – civil society.
- Expert responses disaggregated into Social Indicators.
- Results and findings provide additional support for advocacy.
- Dataset of some 1,000 responses and 5-year track record.



Zero Project Social Indicators – in 2018

WHO?

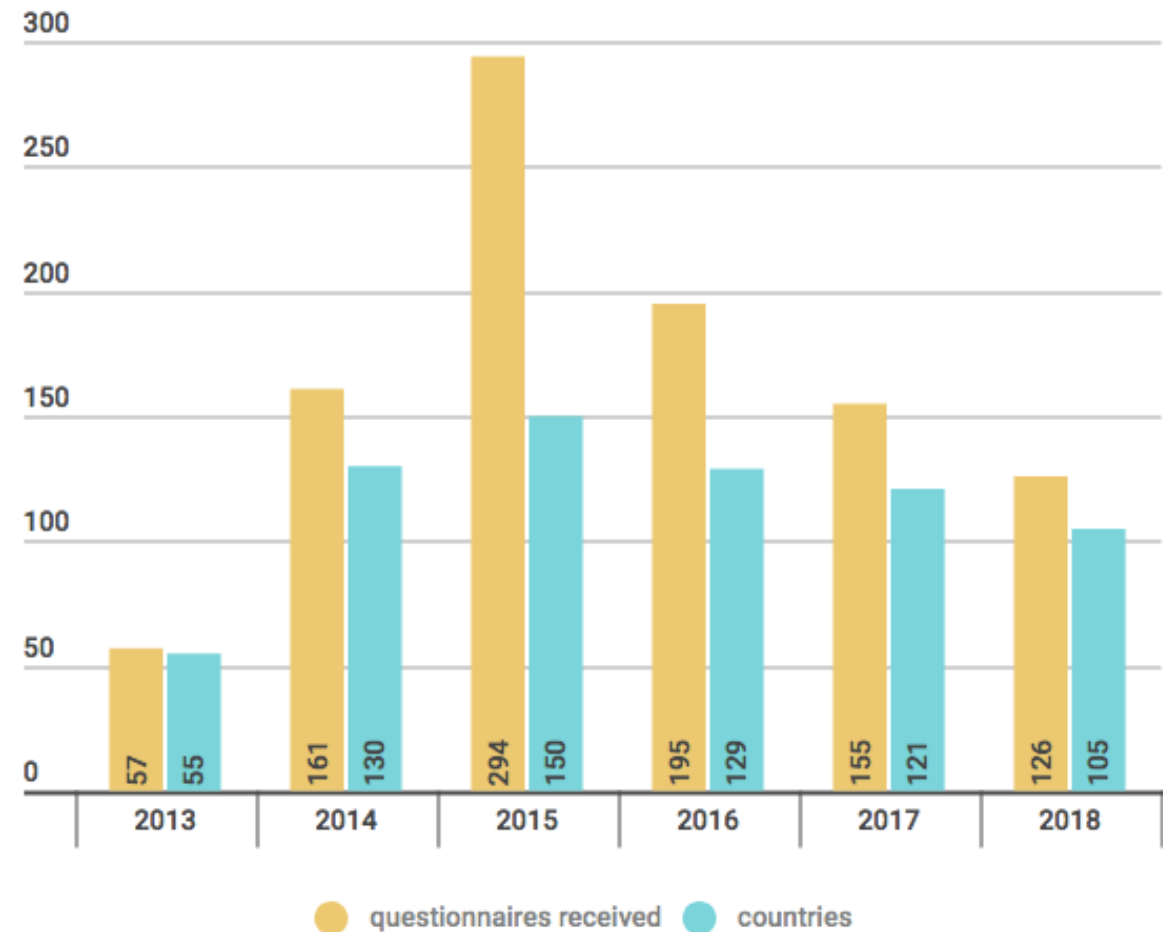
only members of global umbrella organisations; **126 experts**.

WHAT?

Total of 22 questions, **15 related to accessibility**; qualitative and quantitative.

WHERE?

worldwide, global coverage
105 countries in 2018, more than 180 countries since 2013.





Make use of the results: Where to find data

Zero Project Report:

- ✓ download section website
- ✓ print version

Zero Project Website - Open source database:

- ✓ research results available soon
- ✓ Everyone can use it!

 **cooperations – new channels?!**



 **Zero Project
Report 2018**

Accessibility

68 Innovative Practices, 15 Innovative Policies,
and 22 Social Indicators from 105 countries

International study on the implementation of the UN Convention on the Rights
of Persons with Disabilities – "For a World without Barriers"



The Principles of the Social Indicators / Methodology

Expert responses disaggregated into Social Indicators
(traffic light)

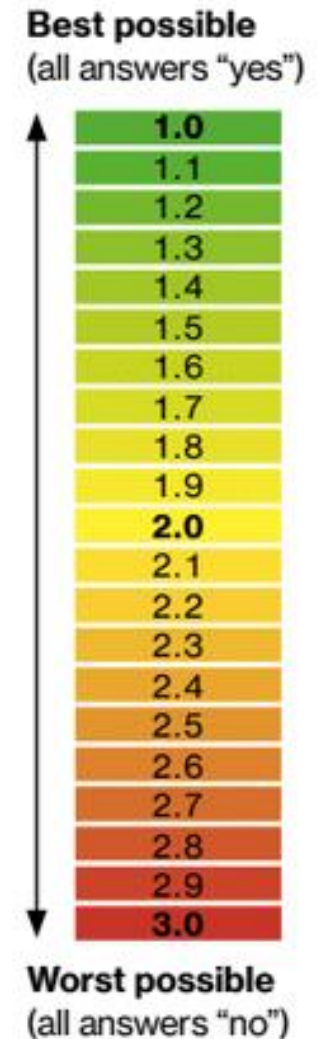
Green, yes =1

Yellow, yes with qualification =2

Red, no =3

Quantitative and qualitative data

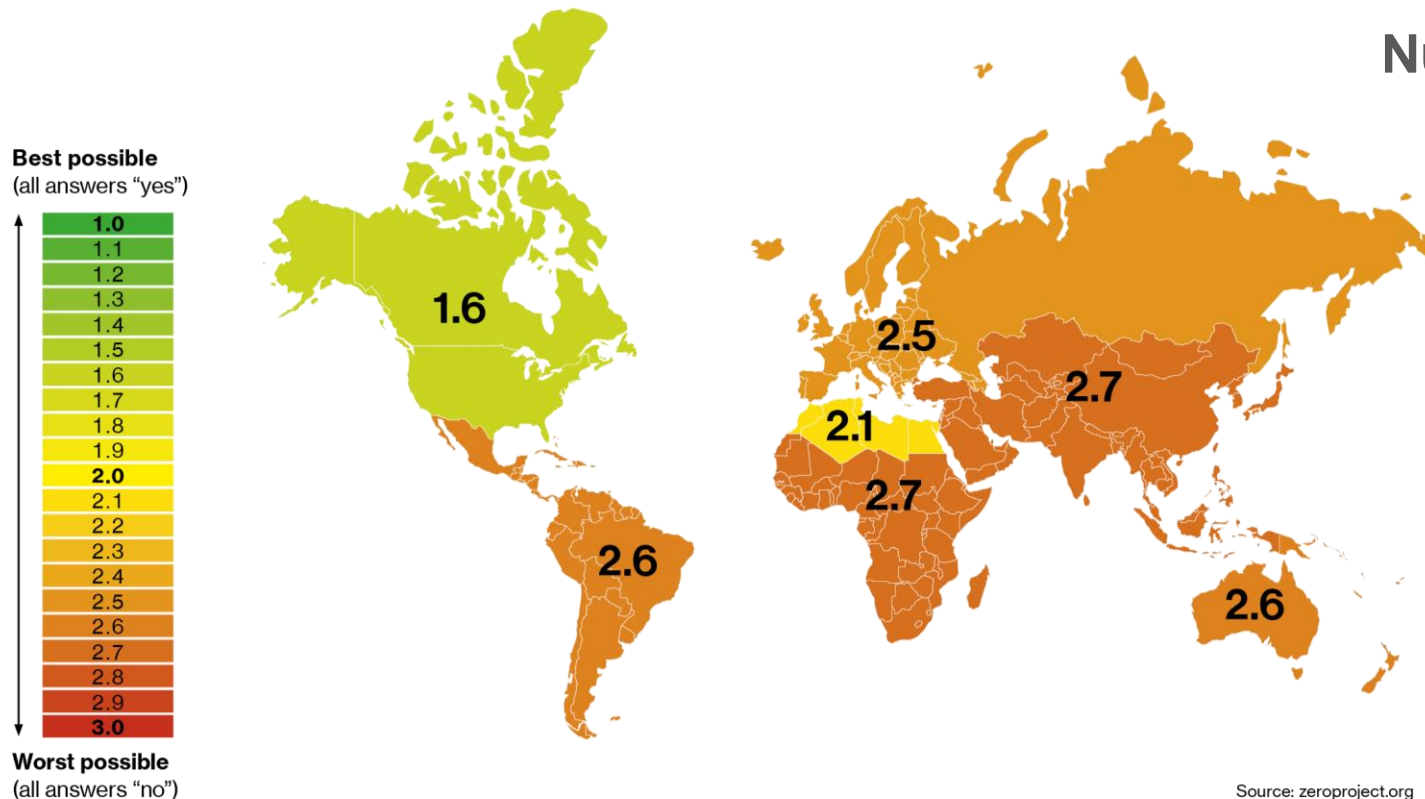
Respondents are encouraged to comment on their answers.





Findings, Results

social indicators related to DATA disaggregated by world regions



Number of respondents by world region

- Asia and Pacific: 27
- Europe: 20
- Latin America, Central America, & the Caribbean: 25
- North America: 2
- North Africa: 4
- Oceania: 9
- Sub-Saharan Africa: 39



Findings, Results – quantitative

disaggregated by UNDP Human Development Index

The following rights granted by the UN CRPD correlate most with HDI:

Data, Employment, Independent Living and Transportation

	Data	Employment	Independent Living	Transportation
Averages all	2.6	2.3	2.2	2.6
Averages very high dev	2.2	1.8	1.7	2.0
Averages low development	2.8	2.7	2.4	2.9
No. of questions	7	2	3	1



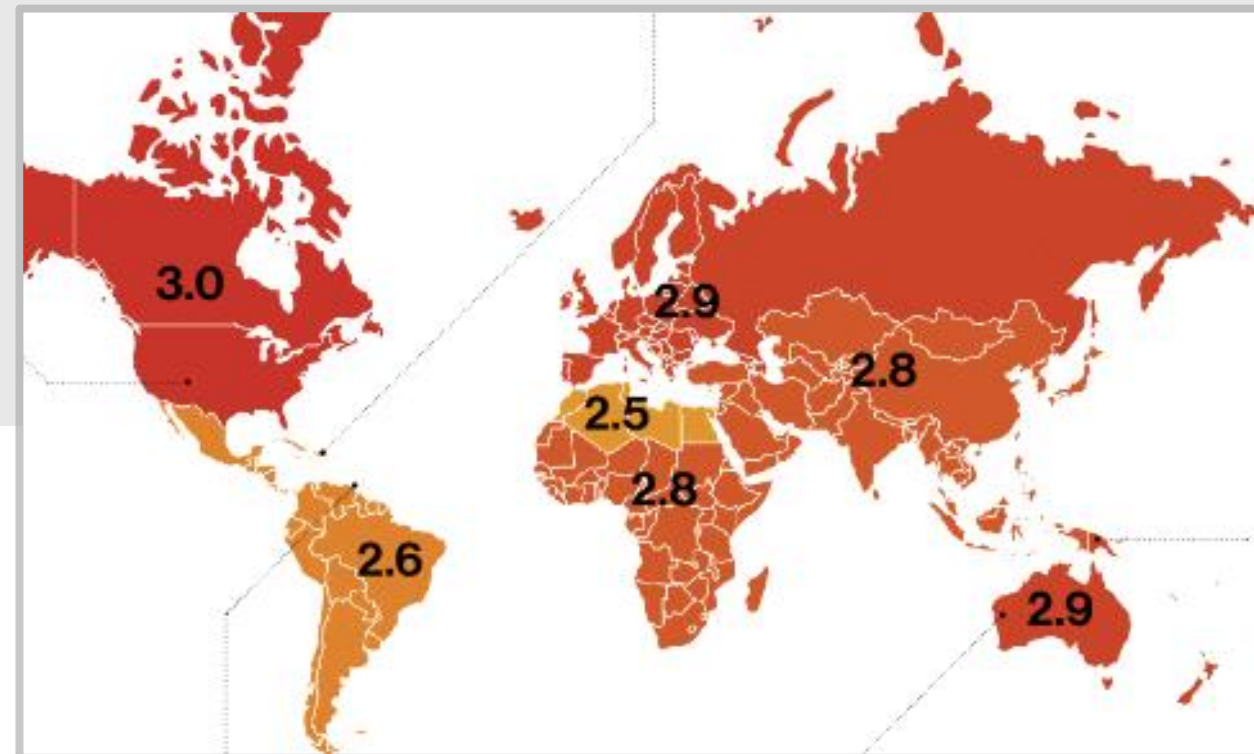
Findings, Results – quantitative

Social Indicators related to UN Sustainable Development Goals

indicator suggested by the “SDG Advocacy Toolkit”:

Q14: availability of data regarding the compliance of public buildings with the Standard ISO 21542:201.

(Goal 11, Target 11.7: to make cities and human settlements inclusive, safe, resilient, sustainable.)





Findings, Results – qualitative

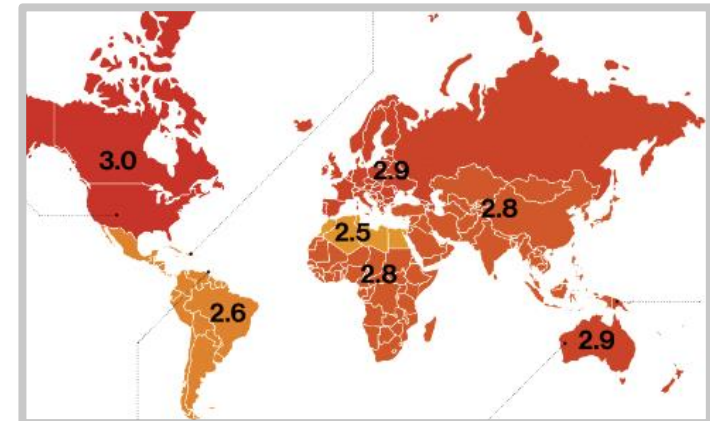
Social Indicators related to UN Sustainable Development Goals

➡ *Barely any country has data so far, or even has plans to get the data.*

USA: Building design and construction, including safety and accessibility, is largely regulated and enforced by states and local jurisdictions. No data is available.

Papua New Guinea: Buildings are accessible but there is no confirmed data or record.

Australia does not yet align per se with ISO standards.





Make use of the results: Promising Findings as Best Practice

Australia: Accessibility Standards based on Universal Design by 2020

Australia: All government websites to reach WCAG 2.0 level in four years

Germany: Public broadcasters committed to accessibility

Singapore: New mandatory requirements for existing buildings since 2017

Singapore: SMS public alert system

Trinidad and Tobago: New building codes based on ISO21542:2011

United States: Disability Advisory Committee for public broadcasting



Make use of the results: Issues frequently mentioned

Public transport

- Each state and territory has its own disability plan.
- New trains, buses are accessible, but there are problems with older ones.
- Bus drivers not trained to help wheelchair users or are reluctant to assist.
- Larger cities have good accessibility, but not smaller cities.

Public buildings

- Difficult to get developers following the access requirements.
- Only general requirements but no specific norms to ensure accessibility.
- Only physical accessibility is required by law.
- There is no monitoring and no punitive measures taken.
- Laws exist for public buildings, but not for private buildings.



Zero Project Social Indicators

Status Quo

- qualitative & quantitative data
- global coverage
- experts assess implementation
- act as toolkit to analyse
- good examples to make us of

Outlook

- more focus on good examples
- data, results more accessible
- broader sharing of data, results
- strenghten cooperations
- cater to the needs of community

THANK YOU!

a.saupe@zeroproject.org

Amelie Saupe

+81-90-4523-9361

Essl Foundation

+43-699-1736-9767